

700 – 4000 MHz Low-Loss Power Splitter

Features

- 0.7 GHz to 4 GHz Frequency Range
- IP65 enclosure
- 20 Watt Power handling
- N Connectors
- 2-way divider

Picture



Applications

- Communications Systems
- CDMA, GSM, LTE
- 4G, PCS, PMR, UMTS
- TETRA, WiFi, WiMAX
- Distributed Antenna Systems (DAS)
- Wireless Infrastructure
- Amplifier Power Dividing
- Defense Applications
- Test and Measurement

Description

The *WL0727-LL-D* is a two-way multistage Wilkinson-type power divider. It features a rugged, cast aluminum IP65 construction to ensure years of reliable operation in the harshest environments. Power dividers have many applications and so perform many valuable functions. Examples are antenna beam forming, taps for cable distributed systems, combining feeds to and from antenna.

700 – 4000 MHz Low-Loss Power Splitter

Electrical Specifications

Parameter	Sym.	Units	Condition	Min.	Typ.	Max.
Frequency Range	f	MHz		700		4000
Impedance	Z	Ohm			50	
Return Loss	RL	dB				-20
Insertion Loss	IL	dB	@ 2500 MHz		0.1	0.3
			700 MHz – 4000 MHz			0.4
Isolation		dB		20	27	
Amplitude Balance		dB				0.1
Phase Balance		°				1
Input Power	P_{IN}	dBm	CW		43	
Reverse Power		dBm	CW		30	

Absolute maximum ratings

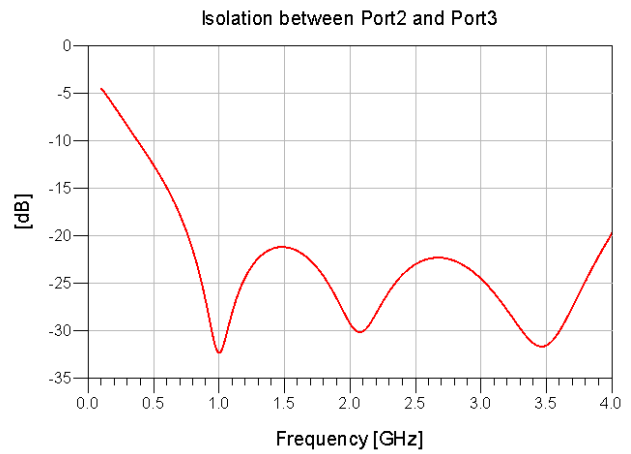
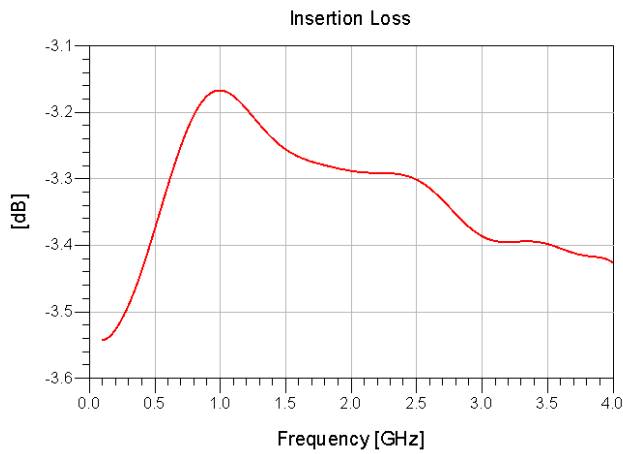
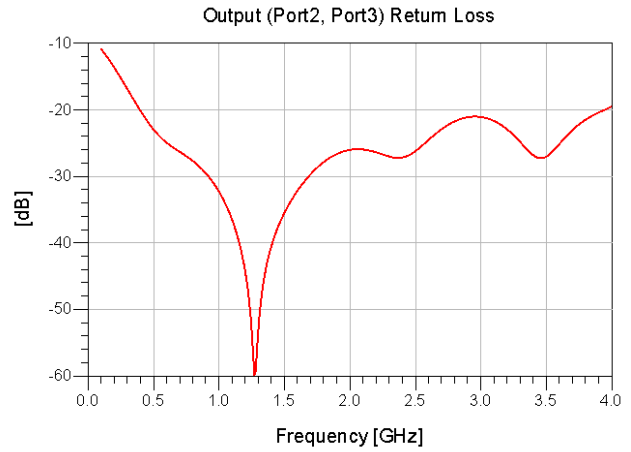
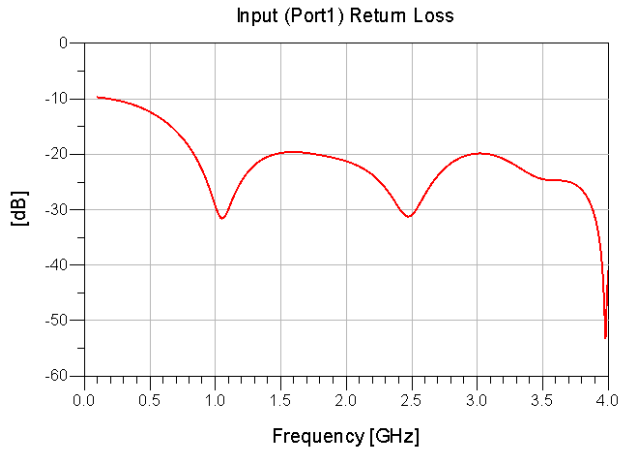
Operating Temperature	T	°C		-40		70
Input Power	P_{IN}	dBm	CW		46	
Reverse Power		dBm	CW		30	

Mechanical Specifications

Material			Aluminium			
Size		mm		98 x 64 x 34		
Weight		kg		0.25		
Mounting holes			2 x M5			
Finish			White coat			
Connectors			N-female			

700 – 4000 MHz Low-Loss Power Splitter

S-parameters



700 – 4000 MHz Low-Loss Power Splitter

Package Outline Drawing

